

Visas


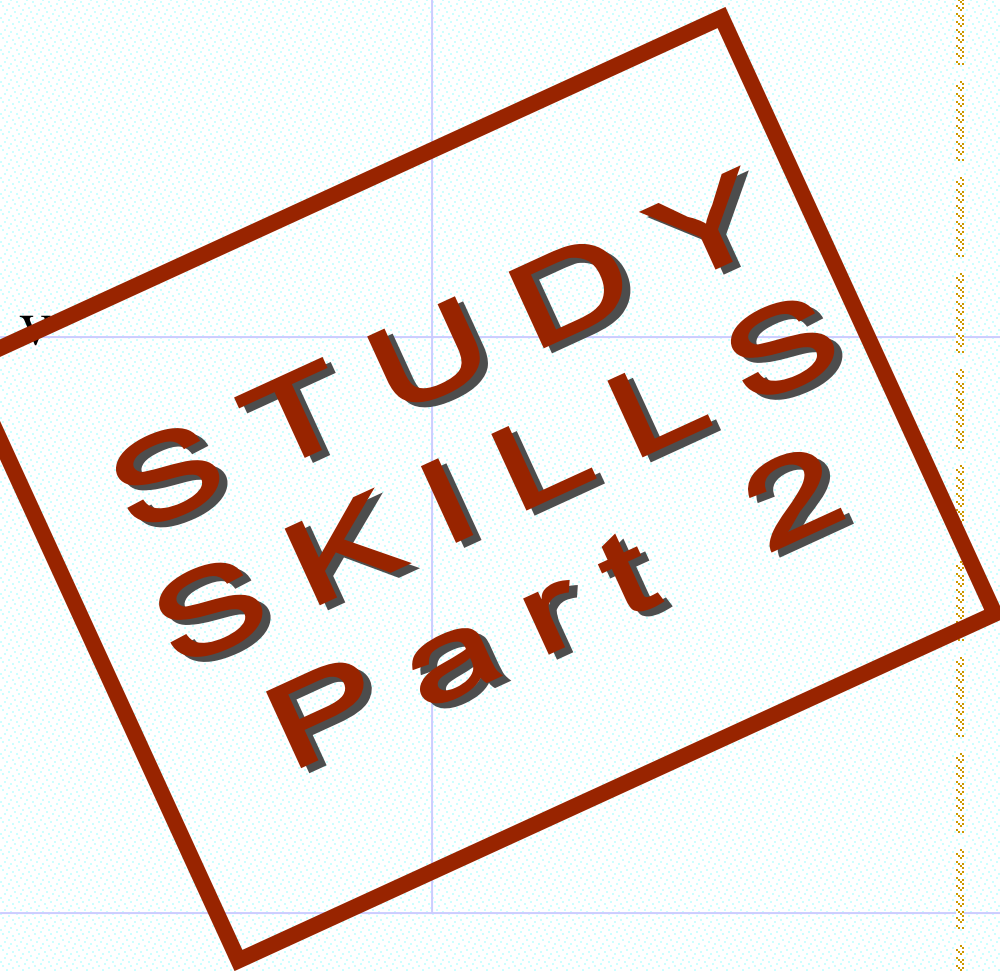
Entries

Departures

Visas

Entries



Departures



Gail Wehmann
Principal, COH
February 1, 2011

Workshop Goals

- Review Modules 1 & 2
 - Parents: The Critical Link
 - Study Skills, part 1
 - Learning Styles
 - Concentration
 - Home Environment
- Study Skills (C.O.L.T.)
 - Concentration (in part 1)
 - Listening (in part 2)
 - Time Management (in part 2)



Parents – the Critical Link

Be a Motivator

- connect with your child
- use praise and compliments
- share and display your child's schoolwork and successes
- send them letters of love



LEARNING STYLES

- **Visual Learners**

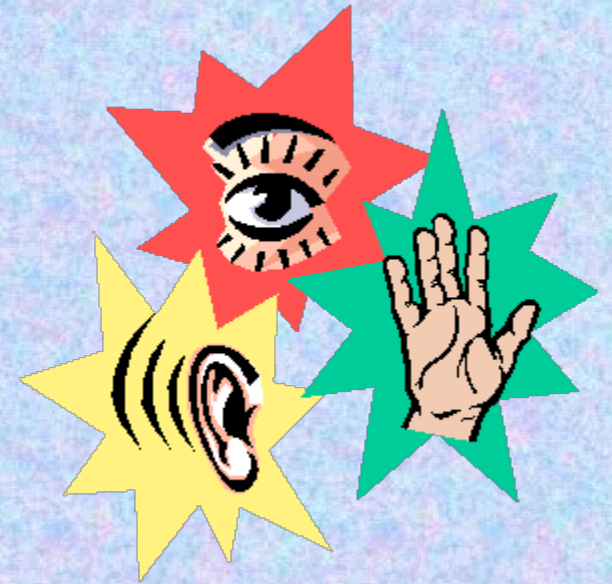
Learning by Seeing

- **Auditory Learners**

Learning by Hearing

- **Kinesthetic Learners**

Learning by Doing




The background features a brick wall at the top. Below it, a desk lamp with a silver shade is positioned in the upper left. The central area is dominated by a large architectural blueprint with various labels like 'STONE WALL', 'TWO CAR GARAGE', 'LAUNDRY', 'BATH', 'CLO', and 'TUB'. In the foreground, there are several drawing tools: a yellow ruler, a pair of compasses, and several white markers with colored caps (red, blue, green).

Steps to Become a Learning Architect

- 1. Develop a Special Study Area (SSA).**
- 2. Stress the importance of the SSA.**
- 3. Neutralize the enemies of learning.**
- 4. Equip the SSA with study supplies.**
- 5. Label drawers, shelves, and cabinets.**
- 6. Provide a system for organizing**


COLT



• COncentration

• Listening

• Time-
Management




WHAT IS LISTENING ~~C?~~

Paying
attention;
noting
carefully



The Listening Game

- In teams of two talk to each other about what you did today for 60 seconds.
- Share



Keys to Effective Listening

- Stop: reading, watching TV, working
- Look at the person; don't turn away
- Sit-up straight
- Nod your head; affirm speaker
- If you don't understand - ask!
- Repeat back phrases
- Act like you are interested; ask questions
- ~~Do not~~ interrupt the speaker



5 Parent Rules for Listening



1. Talk with your child about the importance of listening in school.

2. Find out what

1. 1. 6

5 Parent Rules for Listening


3. Give a listening test to your child.


4. Teach your child the “listening pose.”

5. Tell your child to ask the teacher to repeat

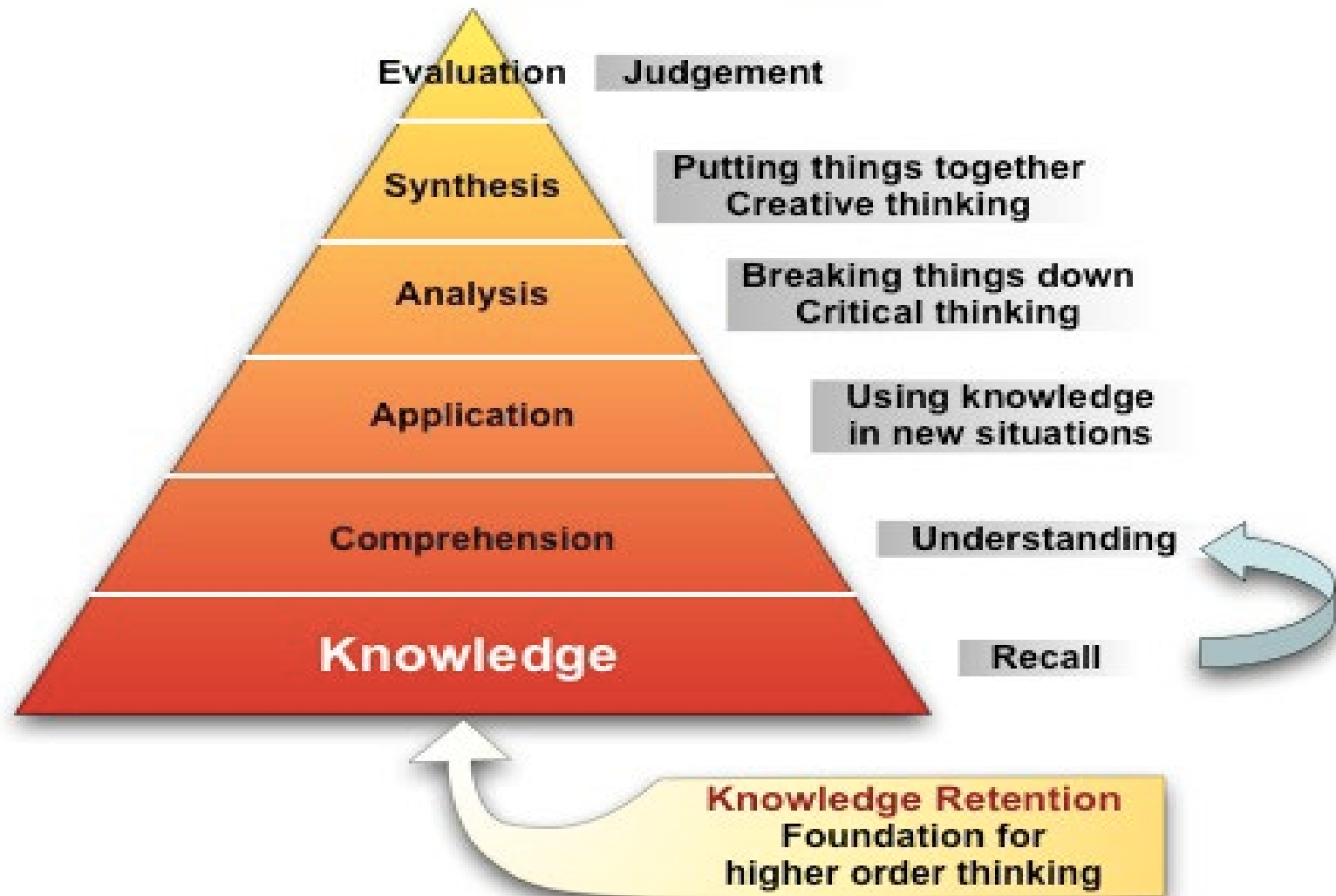


Listening Enhancement

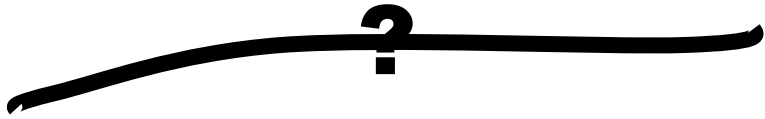


- Play music to children—soft, melodic sounds.
 - Take turns talking.
 - Set a good example.
 - Monitor child's responses to specific directions.
 - Ask child to repeat or rephrase directions.
 - Request newspaper, TV, and radio summaries.
- 

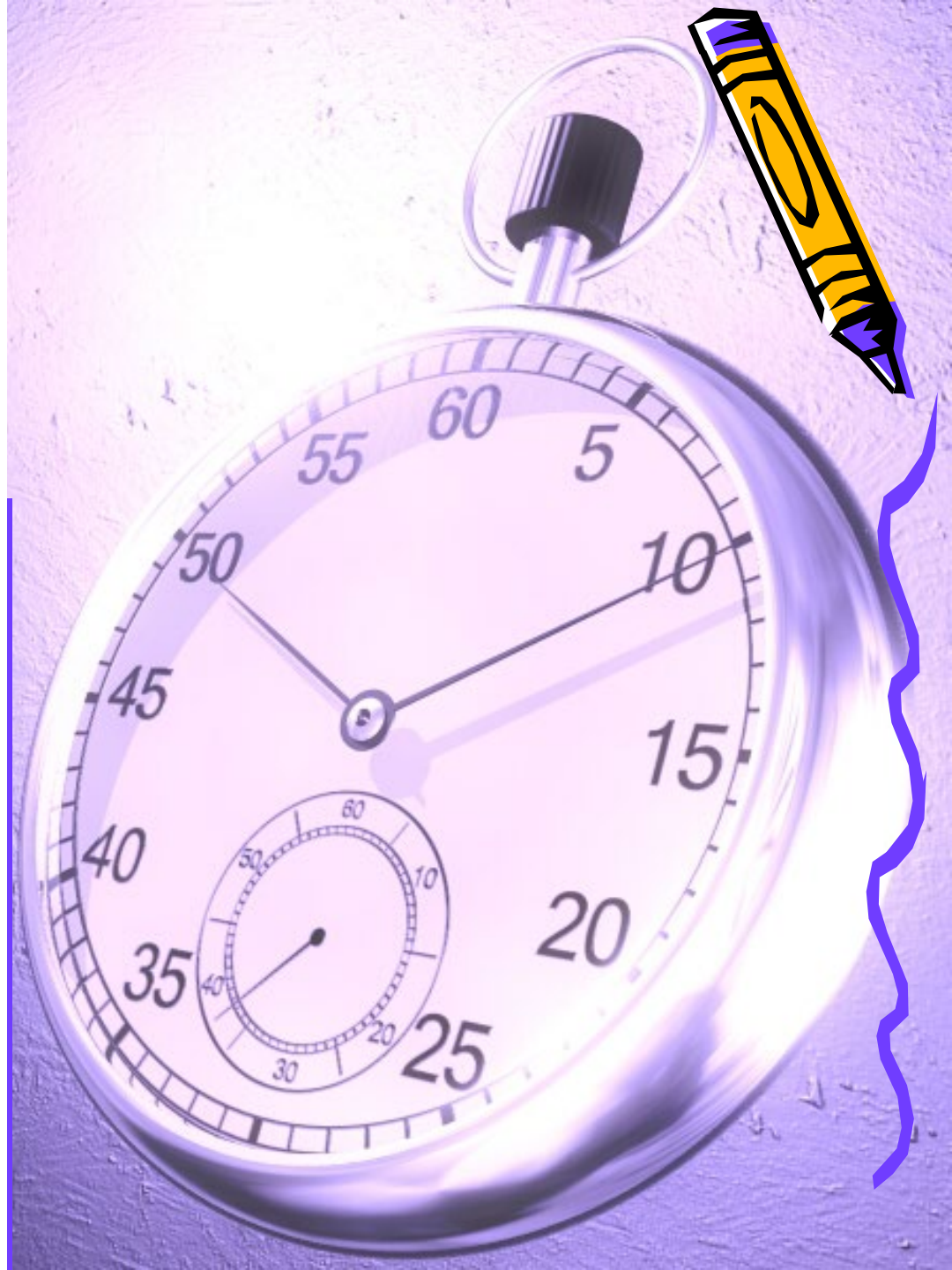
Bloom's Taxonomy for Thinking



WHAT IS TIME MANAGEMENT



**Making the best
use of one's
time**



Have-to's vs. Want-to's

Have to:

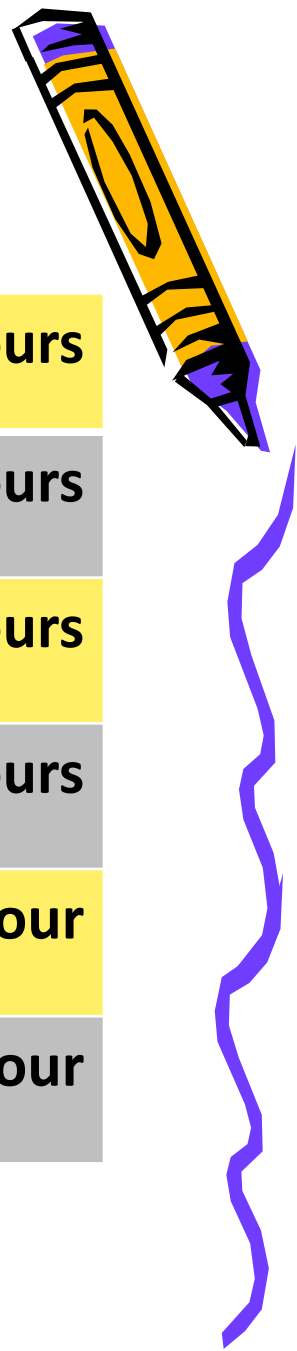
- Family responsibilities
- School and homework
- Sleep
- Eating and personal hygiene

Want to:

- Activities
- Chill time



Time Budget



Sleep	8 hours	Activity	2 hours
Shower & Dress	0.5 hours	Chores	0.5 hours
Breakfast	0.5 hours	Homework	2 hours
School Bus	0.5 hours	Dinner	0.5 hours
School	7 hours	Technology Time	1 hour
Bus Home	0.5 hours	Reading / Personal	1 hour

Total Time: 24 hours



Daily Schedule

DAILY SCHEDULE
EACH BLOCK REPRESENTS ONE HALF HOUR

TIME ____	TIME ____	TIME ____	TIME ____	TIME ____	TIME ____	TIME ____	TIME ____
TIME ____	TIME ____	TIME ____	TIME ____	TIME ____	TIME ____	TIME ____	TIME ____
TIME ____	TIME ____	TIME ____	TIME ____	TIME ____	TIME ____	TIME ____	TIME ____
TIME ____	TIME ____	TIME ____	TIME ____	TIME ____	TIME ____	TIME ____	TIME ____

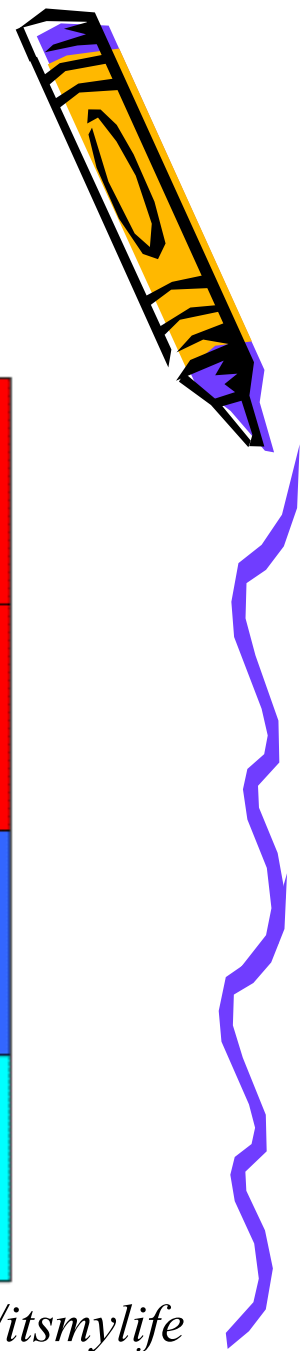


Sample Daily Schedule

SAMPLE DAILY SCHEDULE (EACH BLOCK REPRESENTS ONE HALF HOUR)

HOME/CHORES, TRAVEL, SCHOOL, SPORTS/ACTIVITIES, HOMEWORK, FREE TIME

TIME 6:00 Wake up, Shower, Dress	TIME 6:30 Breakfast	TIME 7:00 Bus to School	TIME 7:30 School →	TIME 8:00	TIME 8:30	TIME 9:00	TIME 9:30
TIME 10:00	TIME 10:30	TIME 11:00	TIME 11:30	TIME 12:00	TIME 12:30 School Play Auditions	TIME 1:00 School →	TIME 1:30
TIME 2:00	TIME 2:30 Bus from School	TIME 3:00 Homework →	TIME 3:30	TIME 4:00	TIME 4:30	TIME 5:00 Soccer Game at Park Street Field (Kim's Mom drives) →	TIME 5:30
TIME 6:00	TIME 6:30	TIME 7:00 Set Table, Dinner	TIME 7:30 Dinner, Take out Garbage	TIME 8:00 Free Time →	TIME 8:30	TIME 9:00	TIME 9:30 Read Before Bed

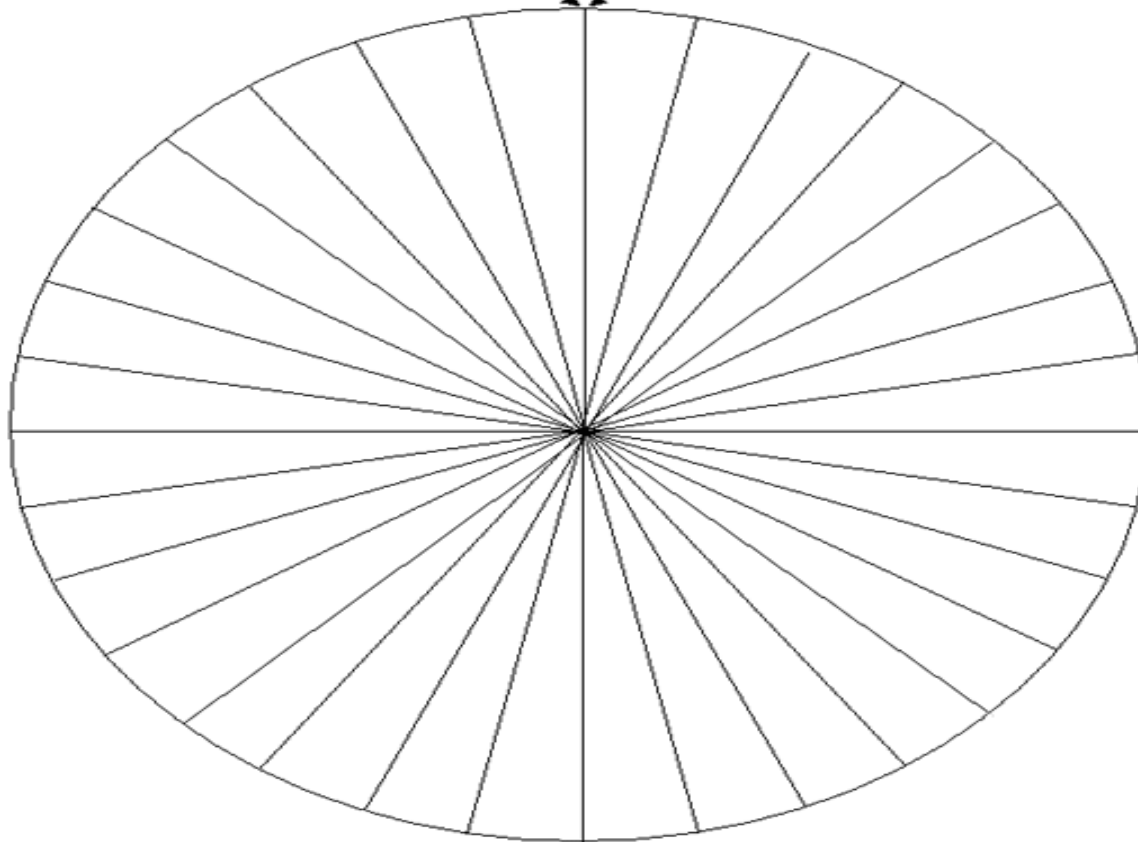


Pie-shaped Daily Schedule

DAILY SCHEDULE
EACH SLICE REPRESENTS ONE HALF HOUR

END DAY
(GO TO SLEEP)

START DAY
(WAKE UP)




<http://pbskids.org/itsmylife>

Weekly Planner

WEEKLY PLANNER MONTH _____

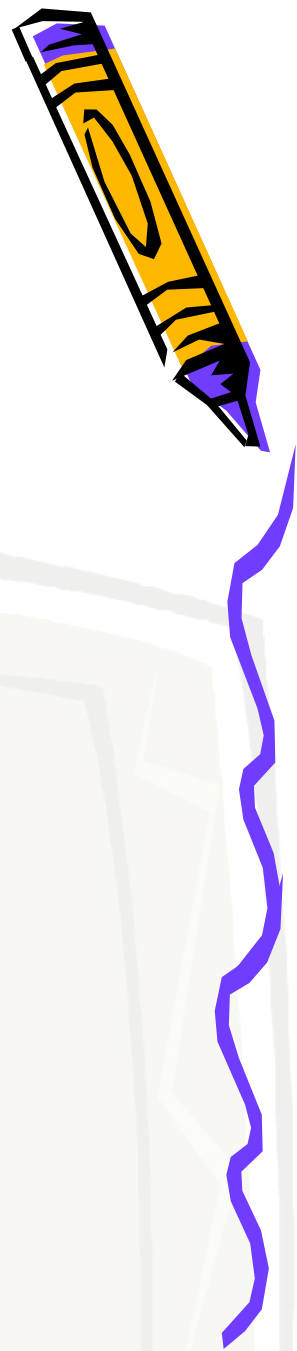
HOUR M _____ T _____ W _____ TH _____ F _____ S _____ SU _____

HOUR	M	T	W	TH	F	S	SU



Time Management: Schoolwork

1. Write everything down
2. Stay organized
3. Avoid distractions
4. Set homework time
5. Create regular quiet space
6. Get your family involved
7. Don't underestimate assignments
8. Break up big assignments into smaller chunks



5 Steps to Effective Time Management

1. Help your child learn the importance of time.
2. Discuss the benefits of organizing time.
3. Allow your child to do small chores at home according to a time schedule.

4. Give your child family experience in managing use of time.



**Remind your child
to study one thing
at a time!**



PASSport to Success

- Topics -

- Parents: The Critical Link
- The Home Environment
- Study Skills
 - Concentration
 - Listening
 - Time Management
- Homework & Learning Expeditors
- Note-Taking Skills
- Preparation for Tests
- Memory & Thinking Skills
- Reading Skills

